


Azadi Ka
Amrit Mahotsav



केन्द्रीय भण्डारण निगम
(भारत सरकार का उपक्रम)

CENTRAL WAREHOUSING CORPORATION
(A Govt. of India Undertaking)

जन-जन के लिए भण्डारण/Warehousing for Everyone



CWC CO-CD0COST/2/2023-COMM (95836)

Date: 22.03.2024

All Regional Manager
Central Warehousing Corporation
Regional Offices

**Sub.: Revision of storage tariff w.e.f. 01.04.2024 at Central Warehouses.....reg.
Sir/Madam,**

In reference to this office letter No. CWC CO-CD0COST/3/2022-COMM (95836) dated 03.03.2024 regarding revision of tariff for FY 24-25 w.e.f. 01.04.2024, this office received feedbacks from some of the Regional Offices which have been reviewed and the Competent Authority has approved the tariff with few amendments in tariff circulated vide above said letter dated 03.03.2024. The tariff for FY24-25 has been finalized, taking into account the business scenario, market conditions, existing depositor and commodity profile, market rates, utilization pattern of the warehouse, establishment and operational cost, repair & renovation costs and other relevant factors.

1. The **Area Basis Tariff** for all existing warehouses has been revised in line with the recommendations of RMs, occupancy of the WHs, Depositors' profile and market rate in the locality. The Warehouse wise category, DWT Area Rates (Gross) in Sq. ft., Special DWT Area Rates (Gross/Net) in Sq. ft., Bonded Rates (Gross) in Sq. ft. and Fertilizer Rates in MT are enclosed as **Annexure-I**.
2. The **Commodity wise Tariff** (Bag Basis) has been kept unchanged for majority of the warehouses. Commodities, whose tariff was fixed during FY23-24, have been included in the tariff, if any such commodity is not included in tariff, intimation to this office may be done. If any such commodity or any new commodity is received at the warehouses, the proposal for the same may be sent to CO for fixation of storage tariff accordingly. The revised Commodity wise tariff is enclosed as **Annexure-II**.
3. The **Special Commodity Tariff for Farmers & Traders** (Bag Basis) which was issued in the year 2022-23 i.e. dated 14.09.2022 shall be continued for the lowest three categories i.e. 740, 780 and 860. The Special Tariff is enclosed as **Annexure-III**.
4. Tariff for CCI Cotton Bales (Management and Hired WHs), Weighment Charges, Metals storage, Cold Storage Vashi, Ambad (Nashik) charges has also been revised and attached as **Annexure-IV**.
5. Considering the inventory management and extra establishment cost for storing and managing books, the SDWT tariff for '**BOOKS**' stored under SDWT has been fixed and retained at 36% higher than DWT tariff as per **Annexure-V**.
6. Preservation Charges for SDWT depositors shall be applicable as per **Annexure VI**.
7. In case of utilization on Dedicated Warehousing Terms (DWT) being inbuilt annual escalation clause, the annual escalation of tariff as per the agreement shall continue to be applicable from due date (date of anniversary or financial year wise as applicable).

निगमित का0: 4/1, सीरी इंस्टीट्यूशनल एरिया, अगस्त क्रांति मार्ग, हौज़ खास, नई दिल्ली-110016

CO: 4/1, Siri Institutional Area, August Kranti Marg, Hauz Khas, New Delhi-110016 ☎ 011-26524100, 26611042 ई-मेल: gmcomm@cewacor.nic.in


8. The Warehouse Categories have been retained as 11 only.
9. Bonded area tariff shall be applicable only for custom notified warehouses, if any Time Barred bond (TBB)/seized/confiscated cargo are lying in such warehouses those are not custom notified then the storage charges shall be applicable as per SDWT rates.
10. **FCI/SCSC Gunny Bales:** Separate bills to be generated for food grain and gunny bales stored within reserved space. The bills for food grain stored will not attract GST, however, bills for storage of gunny bales in reserved space will attract GST.
For example; at any center FCI/SCSC has reservation of 5000 MT and out of this 5000 MT capacity FCI stored 100 MT of gunny bales and 4900 MT of food-grain, in this scenario the separate bills will be raised for 4900 MT food-grain on reservation rates (without GST) and for 100 MT gunny bales on reservation rates (with applicable GST).
This shall be applicable only where minimum guaranteed reservation period is of 01 year.
11. Tariff with regard to FCI on guarantee basis is regulated by the Ministry, based on recommendations of Chief Advisor Cost (CAC), Ministry of Finance and the same shall be circulated as and when revised.
12. No rebate may be allowed without approval of Corporate Office except under DoP of RMs. The existing rebate of 10% to Co-operatives/ Agri Start-ups and 30% to Farmers i.e. bonafide agriculturist only for the storage of their products as per Para 7 of CO circular issued vide letter No. CWC-BD/II-Tariff/91 dated 13.01.1992 may be continued. Rebate on account of bulk storage, longer term storage and other special circumstances shall be decided on case-to-case basis with the prior approval of Corporate Office if it is beyond the DoP of RMs. Rebate already offered will continue till expiry of period agreed upon. All other Rebate shall be regulated through rebate policy circulated vide letter no. CWC CO-CD0DEDI/6/2023-COMM dated 08.01.2024.
13. It may be ensured and confirmed that tariff of all the warehouses under your jurisdiction has been revised and implemented. Further tariff for any other general warehouse/commodity which has not been included in the revised tariff may be brought to the knowledge of CO for fixation/revision. **If any centre has been closed and still appearing in tariff, the same may be intimated to CO.**
14. Storage/MF tariff for CFS/ICD/ICP/ACCs/RWCs may continue to be fixed for each centre depending on its location, availability of business and quantum of competition. However, RM may send the proposal for revision of tariff if not considered/revised already. Under no circumstances the existing tariff will be continued beyond 01.04.2024 without CO approval.
15. Goods and Service Tax/any other tax as levied by the Central/State Govt. or local bodies, if any, will be charged extra wherever applicable, in addition to storage, insurance charges, weighment charges etc.
16. RM should bring out a booklet containing tariff for various warehouses/commodities in the Region and may communicate to concerned Warehouses/Depositors. It should also contain general terms and conditions for storage/delivery etc.

निगमित का0: 4/1, सीरी इंस्टीट्यूशनल एरिया, अगस्त क्रांति मार्ग, हौज़ खास, नई दिल्ली-110016

CO: 4/1, Siri Institutional Area, August Kranti Marg, Hauz Khas, New Delhi-110016 ☎ 011-26524100, 26611042 ई-मेल: gmcomm@cewacor.nic.in

It is advised to re-check the revised tariff and intimate if there is any disparity on or before 26.03.2024 that the same may be reviewed at the Corporate Office. It is also directed to strictly implement the revised tariff and monitor its impact on the income of the centers.

Please acknowledge the receipt of this letter and bring the revised tariff to the notice of all concerned Depositors/Customers in your region for implementation.



Digitally signed by
RAJEEV KUMAR BANSAL
Date: 2024.03.22
18:18:31 +05'30'

(Rajeev Kumar Bansal)

Group General Manager (Comm.)

Enclosed: As Above


Copy to:

- 1) The GGM (Systems), CWC, CO, New Delhi- For kind information and with request to incorporate the same in WMS and uploading at the CWC website under Tariff Tab.
- 2) The GGM (Finance), CWC, CO, New Delhi-For kind information.
- 3) The GM (Technical), CWC, CO, New Delhi-For kind information.
- 4) PPS to MD, CWC, CO, New Delhi for kind information.
- 5) PPS to Director (M&CP), CWC, CO, New Delhi for kind information.
- 6) SPA to Director (Finance), CWC, CO, New Delhi for kind information

निगमित का0: 4/1, सीरी इंस्टीट्यूशनल एरिया, अगस्त क्रांति मार्ग, हौज़ खास, नई दिल्ली-110016

CO: 4/1, Siri Institutional Area, August Kranti Marg, Hauz Khas, New Delhi-110016 ☎ 011-26524100, 26611042 ई-मेल: gmcomm@cewacor.nic.in

S.No.	Warehouse	WH Category	DWT (Gross Area per sq. ft. per month Tariff)	SDWT (Gross Area per sq. ft. per month Tariff)	SDWT (Net Area per sq. ft. per month Tariff)	Fertilizer (per MT per month Tariff)	Bonded (Gross Area per sq. ft. per week Tariff)
IV	REGION-CHANDIGARH						
E	STATE- HARYANA						
1	ASSANDH	740	15.53	17.09	23.37		
2	BARHI	950	21.00	23.10	31.58		
3	BHIWANI	780	16.94	18.64	25.49		
4	CHARKHI DADRI	780	16.94	18.64	25.49		
5	FATEHABAD	780	16.94	18.64	25.49		
6	HISSAR	780	16.94	18.64	25.49	110	
7	INDRI	740	15.53	17.09	23.37		
8	JAGADHARI	740	15.53	17.09	23.37		
9	KAITHAL	740	15.53	17.09	23.37		
10	KARNAL-I	860	19.43	21.38	29.23	110	
11	KARNAL-III	860	19.43	21.38	29.23		
12	LADWA	740	15.53	17.09	23.37		
13	MANDI ADAMPUR	780	16.94	18.64	25.49		
14	NARAINGARH	740	15.53	17.09	23.37		
15	NARWANA	780	16.94	18.64	25.49	110	
16	ROHTAK	780	16.94	18.64	25.49	95	
17	SIRSA	780	16.94	18.64	25.49		
18	SONEPAT	780	16.94	18.64	25.49	110	
19	TOHANA(PEG)	740	15.53	17.09	23.37		
20	KUNDLI	1090	25.75	28.33	38.73		
21	BIBIPUR (JIND)	780	16.94	18.64	25.49		
F	STATE- HIMACHAL PRADESH						
1	DEHRA(PEG)	780	16.94	18.64	25.49		
2	MANDI	780	16.94	18.64	25.49		
3	SOLAN	780	16.94	18.64	25.49		
G	STATE- PUNJAB						
1	ABOHAR-I	740	15.53	17.09	23.37		
2	AJITWAL	740	15.53	17.09	23.37		
3	AMRITSAR	950	21.00	23.10	31.58		
4	AMRITSAR BD(PEG)	950	21.00	23.10	31.58		
5	BATHINDA(PEG)	950	21.00	23.10	31.58		
6	BHOGPUR	860	19.43	21.38	29.23		
7	CHANALON	780	16.94	18.64	25.49		
8	FAZILKA	740	15.53	17.09	23.37		
9	GARSHANKAR	740	15.53	17.09	23.37		
10	GURDASPUR	740	15.53	17.09	23.37		
11	HOSHIARPUR	740	15.53	17.09	23.37		
12	LUDHIANA	1060	23.50	25.85	35.34		9.67
13	MANDI GOBINDGARH	740	15.53	17.09	23.37		
14	MANSA	740	15.53	17.09	23.37		
15	MOGA-I	860	19.43	21.38	29.23		
16	MOGA-II (PEG)	860	19.43	21.38	29.23		
17	MOHALI	1530	35.50	39.05	53.39		14.78
18	MUKTSAR	740	15.53	17.09	23.37		



Digitally signed
NAVEEN KUMAR
Date: 2024.03.22
18:26:21 +05'30'

S.No.	Warehouse	WH Category	DWT (Gross Area per sq. ft. per month Tariff)	SDWT (Gross Area per sq. ft. per month Tariff)	SDWT (Net Area per sq. ft. per month Tariff)	Fertilizer (per MT per month Tariff)	Bonded (Gross Area per sq. ft. per week Tariff)
IV	REGION-CHANDIGARH						
G	STATE- PUNJAB						
19	NABHA	740	15.53	17.09	23.37		
20	NABHA BD	740	15.53	17.09	23.37		
21	PATHANKOT BD	740	15.53	17.09	23.37		
22	ROPAR(PEG)	860	19.43	21.38	29.23		
23	SIRHIND	860	19.43	21.38	29.23		
24	BUDLADA (HIRED)	740	15.53	17.09	23.37		
H	UT- CHANDIGARH						
1	CHANDIGARH	1770	48.20	53.02	72.48		17.48
I	UT- JAMMU & KASHMIR						
1	DRASS	780	16.94	18.64	25.49		
2	ZANSKAR	780	16.94	18.64	25.49		
NOTE :- STORAGE TARIFF FOR OPEN AREA WILL BE 60% OF COVERED AREA RATE IN GENERAL WAREHOUSING SEGMENT & EXPORT WAREHOUSE ATTACHED TO CFS/ICD AND 75% OF COVERED AREA RATE FOR BONDED WH.							



Digitally signed
by NAVEEN
KUMAR
Date:
2024.03.22
18:26:38 +05'30'

COMMODITY WISE TARIFF FOR FY 2024-25

SL. NO	NAME OF COMMODITY	TYPE OF PKG	PER BAG WT. IN KG	STACK HEIGHT	BAG EQUIVALENT (50 Kg Bag)	RATE PER BAG/UNIT PER MONTH IN PAISE													REMARKS
						CATEGORY OF WAREHOUSE													
						A	B	C	D	E	F	G	H	I	J	K			
1	WHEAT	BAG	UPTO 50	25	1	740	780	860	950	1060	1090	1400	1530	1650	1770	1800	Inc Ins.		
			Above 50 to 75	22	1.58	614	635	699	763	848	861	1092	1189	1279	1442	1547		Inc Ins.	
			Above 75 to 100	18	1.93	968	1002	1102	1204	1338	1358	1722	1876	2018	2274	2440		Inc Ins.	
2	RICE (Non-Basmati)	BAG	UPTO 26	20	0.78	479	495	545	595	661	671	852	928	998	1125	1206	Inc Ins.		
			Above 26 to 50	25	1.25	767	794	873	954	1060	1076	1365	1487	1599	1802	1933		Inc Ins.	
			Above 50 to 75	17	1.55	970	1003	1104	1206	1340	1360	1725	1879	2021	2278	2444		Inc Ins.	
3	RICE (BASMATI)	BAG	UPTO 26	16	0.75	530	562	600	659	774	816	970	1124	1166	1309	1484	Excl Ins.		
			Above 26 to 50	13	1.2	837	890	957	1053	1224	1261	1541	1770	1844	2067	2345		Excl Ins.	
			Above 50 to 75	16	0.82	673	721	737	822	986	1018	1230	1431	1500	1646	1870		Inc Ins.	
4	PADDY (Non-Basmati)	BAG	UPTO 35	16	0.88	875	928	970	1081	1272	1309	1606	1850	1929	2163	2446	Inc Ins.		
			Above 35 to 50	22	1.79	1242	1291	1432	1575	1765	1794	2306	2524	2723	3077	3304		Inc Ins.	
			Above 50 to 75	15	2.07	1437	1492	1656	1822	2041	2074	2666	2919	3148	3559	3820		Inc Ins.	
5	PADDY (BASMATI)	BAG	Above 75 to 85	14	0.82	673	721	737	822	986	1018	1230	1431	1500	1646	1870	Excl Ins.		
			UPTO 35	16	0.88	875	928	970	1081	1272	1309	1606	1850	1929	2163	2446		Excl Ins.	
			Above 35 to 50	22	1.79	1242	1291	1432	1575	1765	1794	2306	2524	2723	3077	3304		Excl Ins.	
6	MAIZE	BAG	Above 50 to 75	15	2.07	1437	1492	1656	1822	2041	2074	2666	2919	3148	3559	3820	Excl Ins.		
			UPTO 50	20	1	694	721	800	880	986	1002	1288	1410	1521	1719	1846		Inc Ins.	
			Above 50 to 75	18	1.48	1027	1067	1184	1302	1459	1483	1906	2087	2251	2545	2732		Inc Ins.	
7	BAJRA	BAG	Above 75 to 100	15	1.79	1242	1291	1432	1575	1765	1794	2306	2524	2723	3077	3304	Inc Ins.		
			UPTO 50	20	1	694	721	800	880	986	1002	1288	1410	1521	1719	1846		Inc Ins.	
			Above 50 to 75	18	1.48	1027	1067	1184	1302	1459	1483	1906	2087	2251	2545	2732		Inc Ins.	
8	JOWAR	BAG	Above 75 to 100	15	1.79	1242	1291	1432	1575	1765	1794	2306	2524	2723	3077	3304	Inc Ins.		
			UPTO 26	20	0.71	496	515	571	629	704	716	920	1007	1087	1229	1319		Inc Ins.	
			Above 26 to 50	20	1	694	721	800	880	986	1002	1288	1410	1521	1719	1846		Inc Ins.	
9	RAGI	BAG	Above 50 to 75	18	1.48	1027	1067	1184	1302	1459	1483	1906	2087	2251	2545	2732	Inc Ins.		
			UPTO 50	22	1.21	820	872	968	1065	1193	1219	1558	1706	1840	2026	2233		Inc Ins.	
			Above 50 to 75	15	2.23	1356	1501	1654	1786	1885	2209	2592	2698	3056	3294	3689		Excl Ins.	
10	BARLEY	BAG	60 to 80	15	1.79	1242	1291	1432	1575	1765	1794	2306	2524	2723	3077	3304	Inc Ins.		
			UPTO 50	22	1.05	729	757	840	924	1035	1052	1352	1481	1597	1805	1938		Excl Ins.	
			Above 50 to 75	18	1.79	1242	1291	1432	1575	1765	1794	2306	2524	2723	3077	3304		Inc Ins.	
11	KHAPALI(WHEAT HUSK)	BAG	50 to 100	12	2.23	1356	1501	1654	1786	1885	2209	2592	2698	3056	3294	3689	Excl Ins.		
			UPTO 50	18	1	694	731	800	880	986	1002	1288	1410	1521	1719	1846		Inc Ins.	
			Above 50 to 75	15	1.79	1242	1291	1432	1575	1765	1794	2306	2524	2723	3077	3304		Inc Ins.	
12	FLOUR	BAG	50 to 100	12	2.23	1356	1501	1654	1786	1885	2209	2592	2698	3056	3294	3689	Excl Ins.		
			UPTO 50	18	1	694	731	800	880	986	1002	1288	1410	1521	1719	1846		Inc Ins.	
			Above 50 to 75	15	1.79	1242	1291	1432	1575	1765	1794	2306	2524	2723	3077	3304		Inc Ins.	
13	SAGO	P. BAG	50 to 100	12	2.23	1356	1501	1654	1786	1885	2209	2592	2698	3056	3294	3689	Excl Ins.		
			UPTO 50	18	1	694	731	800	880	986	1002	1288	1410	1521	1719	1846		Inc Ins.	
			Above 50 to 75	15	1.79	1242	1291	1432	1575	1765	1794	2306	2524	2723	3077	3304		Inc Ins.	

Digitally signed by
NAVEEN KUMAR
 Date: 2024.03.22
 18:30:48 +05'30'



COMMODITY WISE TARIFF FOR FY 2024-25

SL. NO	NAME OF COMMODITY	TYPE OF PKG	PER BAG WT. IN KG	STACK HEIGHT	BAG EQUIVALENT (50 Kg Bag)	RATE PER BAG/UNIT PER MONTH IN PAISE											REMARKS		
						A	B	C	D	E	F	G	H	I	J	K			
14	SOYABEAN	JUTE BAG	UPTO 50	16	1.18	740	780	860	950	1060	1090	1400	1530	1650	1770	1800	Excl Ins.		
			Above 55 to 65	16	1.54	807	851	944	1038	1163	1182	1520	1640	1795	1963	2178		Excl Ins.	
			Above 65 to 100	15	1.79	1025	1110	1232	1355	1455	1543	1964	2050	2321	2503	2800			Excl Ins.
			Above 100 to 115	15	2.02	1242	1291	1432	1575	1765	1794	2306	2524	2723	3077	3304			
15	URAD (BROKEN/WHOLE)	BAG	Above 26 to 50	20	1.07	743	771	856	942	1055	1072	1378	1509	1627	1840	1975	Excl Ins.		
			Above 50 to 60	16	1.43	833	865	960	1056	1183	1202	1546	1692	1825	2063	2215		Excl Ins.	
			Above 60 to 100	15	1.79	1242	1291	1432	1575	1765	1794	2306	2524	2723	3077	3304			Excl Ins.
			UPTO 26	24	0.5	456	498	541	562	668	726	816	906	975	1101	1229			
16	MOONG (BROKEN/WHOLE)	BAG	Above 26 to 50	20	1.07	743	771	856	942	1055	1072	1378	1509	1627	1840	1975	Excl Ins.		
			Above 50 to 60	20	1.2	833	865	960	1056	1183	1202	1546	1692	1825	2063	2215		Excl Ins.	
			Above 60 to 100	20	1.79	1242	1291	1432	1575	1765	1794	2306	2524	2723	3077	3304			Excl Ins.
			UPTO 25	24	0.5	456	498	541	562	668	726	816	906	975	1101	1229			
17	MASOOR (BROKEN/WHOLE)	BAG	Above 25 to 50	20	1.07	743	771	856	942	1055	1072	1378	1509	1627	1840	1975	Excl Ins.		
			Above 51 to 60	20	1.2	833	865	960	1056	1183	1202	1546	1692	1825	2063	2215		Excl Ins.	
			Above 60 to 100	20	1.79	1242	1291	1432	1575	1765	1794	2306	2524	2723	3077	3304			Excl Ins.
			UPTO 25	24	0.5	456	498	541	562	668	726	816	906	975	1101	1229			
18	TUR (BROKEN/WHOLE)	BAG	Above 25 to 50	20	1.07	743	771	856	942	1055	1072	1378	1509	1627	1840	1975	Excl Ins.		
			Above 50 to 60	20	1.2	833	865	960	1056	1183	1202	1546	1692	1825	2063	2215		Excl Ins.	
			Above 60 to 100	15	1.79	1242	1291	1432	1575	1765	1794	2306	2524	2723	3077	3304			Excl Ins.
			Above 100 to 125	14	3.23	2050	2161	2383	2632	2937	3020	3878	4238	4570	5196	5583			
19	GREEN GRAM (BROKEN/WHOLE)	BAG	UPTO 25	24	0.5	456	498	541	562	668	726	816	906	975	1101	1229	Excl Ins.		
			Above 25 to 50	20	1.07	743	771	856	942	1055	1072	1378	1509	1627	1840	1975		Excl Ins.	
			Above 50 to 60	20	1.2	833	865	960	1056	1183	1202	1546	1692	1825	2063	2215			Excl Ins.
			Above 60 to 70	20	1.25	868	901	1000	1100	1233	1253	1610	1763	1901	2150	2307			
20	RED GRAM (BROKEN/WHOLE)	BAG	Above 70 to 100	15	1.79	1242	1291	1432	1575	1765	1794	2306	2524	2723	3077	3304	Excl Ins.		
			Above 100 to 120	14	2.73	1895	1968	2184	2402	2692	2735	3516	3849	4152	4694	5039		Excl Ins.	
			Above 25 to 50	20	1.07	743	771	856	942	1055	1072	1378	1509	1627	1840	1975			Excl Ins.
			Above 50 to 60	20	1.2	833	865	960	1056	1183	1202	1546	1692	1825	2063	2215			
			Above 60 to 100	15	1.79	1242	1291	1432	1575	1765	1794	2306	2524	2723	3077	3304	Excl Ins.		
			Above 100 to 125	10	3.23	2242	2329	2584	2842	3185	3236	4160	4554	4913	5553	5962		Excl Ins.	

Digitally signed by
NAVEEN KUMAR
 Date: 2024.03.22
 18:31:04 +05'30'




COMMODITY WISE TARIFF FOR FY 2024-25

SL. NO	NAME OF COMMODITY	TYPE OF PKG	PER BAG WT. IN KG	STACK HEIGHT	BAG EQUIVALENT (50 Kg Bag)	RATE PER BAG/UNIT PER MONTH IN PAISE													REMARKS		
						A	B	C	D	E	F	G	H	I	J	K					
21	BLACK GRAM (WHOLE)	BAG	Above 25 to 50	20	1.07	740	780	860	950	1060	1090	1400	1530	1650	1770	1800	Excl Ins.				
			Above 50 to 60	16	1.43	743	771	856	942	1055	1072	1378	1509	1627	1840	1975		Excl Ins.			
			Above 60 to 100	15	1.79	992	1031	1144	1258	1410	1433	1842	2016	2175	2458	2640			Excl Ins.		
22	ALL PULSES (Broken/Whole) (other than given at sl 15 to 21 above)	BAG	Above 25 to 50	20	1.07	743	771	856	942	1055	1072	1378	1509	1627	1840	1975	Excl Ins.				
			Above 50 to 60	20	1.2	833	865	960	1056	1183	1202	1546	1692	1825	2063	2215		Excl Ins.			
			Above 60 to 100	15	1.79	1242	1291	1432	1575	1765	1794	2306	2524	2723	3077	3304			Excl Ins.		
23	YELLOW PEAS	BAG	UPTO 50	22	1.13	784	815	904	994	1114	1132	1455	1593	1719	1943	2085	Excl Ins.				
		BAG	Above 50 to 95	15	1.79	1242	1291	1432	1575	1765	1794	2306	2524	2723	3077	3304		Excl Ins.			
24	PEAS	PLASTIC PACK	UPTO 52	20	0.91	684	710	790	869	975	986	1272	1378	1484	1663	1817	Excl Ins.				
25	BENGAL GRAM	BAG	UPTO 50	20	1.07	743	771	856	942	1055	1072	1378	1509	1627	1840	1975		Excl Ins.			
			Above 50 to 60	20	1.27	881	916	1016	1118	1252	1273	1636	1791	1918	2184	2326	Excl Ins.				
			Above 60 to 80	18	1.52	1055	1096	1216	1338	1499	1523	1958	2143	2312	2613	2806			Excl Ins.		
			Above 80 to 100	16	1.91	1326	1377	1528	1681	1883	1914	2460	2693	2905	3284	3526				Excl Ins.	
			Above 100 to 115	15	2.41	1673	1738	1928	2121	2376	2415	3104	3398	3666	4144	4449					Excl Ins.
			UPTO 40	16	0.89	657	689	726	785	881	912	1150	1259	1359	1535	1649					
27	ANISEED	BAG	50 to 75	15	1.79	1164	1217	1356	1481	1640	1686	2176	2361	2553	2895	3110	Excl Ins.				
28	ARECANUT	BAG	50 to 75	15	1.79	1164	1217	1356	1481	1640	1686	2176	2361	2553	2895	3110		Excl Ins.			
29	CUMMIN	BAG	50 to 75	15	1.79	1164	1217	1356	1481	1640	1686	2176	2361	2553	2895	3110	Excl Ins.				
30	GINGER	BAG	50 to 75	15	1.79	1164	1217	1356	1481	1640	1686	2176	2361	2553	2895	3110		Excl Ins.			
31	AJWAIN	BAG	UPTO 50	14	2.3	1596	1658	1840	2024	2268	2305	2962	3243	3498	3955	4245	Excl Ins.				
32	CORIANDER (DHANIA)	BAG	UPTO 40	15	1.66	1084	1130	1263	1375	1527	1574	2024	2195	2368	2691	2895		Excl Ins.			
33	FENUGREEK (METHI)	BAG	Above 40 to 75	15	1.79	1164	1217	1356	1481	1640	1686	2176	2361	2553	2895	3110	Excl Ins.				
34	BLACK PEPPER	BAG	UPTO 50	15	1.45	945	972	1084	1183	1323	1356	1746	1918	2050	2319	2496		Excl Ins.			
35	CHILLIES	BAG	50 to 75	15	1.79	1242	1291	1432	1575	1765	1794	2306	2524	2723	3077	3304	Excl Ins.				
			UPTO 10	5	0.8	559	577	643	704	789	802	1030	1128	1217	1376	1476		Excl Ins.			
36	TURMERIC	BULK	Above 10 to 40	10	3.57	2347	2574	2791	2870	3260	3532	4140	4484	4893	5495	6154	Excl Ins.				
			UPTO 75	15	1.79	1151	1204	1329	1462	1627	1666	2149	2341	2527	2867	3081		Excl Ins.			
			UPTO 75	15	1.79	1151	1204	1329	1462	1627	1666	2149	2341	2527	2867	3081			Excl Ins.		
37	TURMERIC POWDER	BAG	Above 75 to 90	15	1.79	1242	1291	1432	1575	1746	1794	2306	2524	2723	3077	3304	Excl Ins.				
			Above 90 to 100	13	2.27	1527	1574	1746	1931	2142	2188	2837	3088	3333	3785	4067		Excl Ins.			
			Above 100 to 115	12	2.66	1707	1772	1964	2162	2400	2467	3188	3479	3743	4255	4570			Excl Ins.		
37	TURMERIC POWDER	BAG	UPTO 50	20	1.55	1076	1122	1244	1369	1534	1559	2004	2193	2366	2674	2872	Excl Ins.				

Digitally signed by
 NAVEEN KUMAR
 Date: 2024.03.22
 18:31:21 +05'30'

COMMODITY WISE TARIFF FOR FY 2024-25

SL. NO	NAME OF COMMODITY	TYPE OF PKG	PER BAG WT. IN KG	STACK HEIGHT	BAG EQUIVALENT (50 Kg Bag)	RATE PER BAG/UNIT PER MONTH IN PAISE													REMARKS
						A	B	C	D	E	F	G	H	I	J	K			
38	SALT	BAG	UPTO 50	16	1	740	780	860	950	1060	1090	1400	1530	1650	1770	1800			
39	RAW CHASHEW	BAG	UPTO 80	15	1.79	694	721	800	880	986	1002	1288	1410	1521	1719	1846	Excl Ins.		
40	MILK POWDER	BAG	UPTO 25	22	0.89	1242	1291	1432	1575	1765	1794	2306	2524	2723	3077	3304	Excl Ins.		
41	AMBADI	BAG	50 to 100	15	1.79	1242	1291	1432	1575	1765	1794	2306	2524	2723	3077	3304	Excl Ins.		
42	CASTOR	BAG	50 to 100	15	1.79	1242	1291	1432	1575	1765	1794	2306	2524	2723	3077	3304	Excl Ins.		
43	LINSEED	BAG	50 to 100	15	1.79	1242	1291	1432	1575	1765	1794	2306	2524	2723	3077	3304	Excl Ins.		
44	TARAMIRA / MUSTARD SEED	BAG	UPTO 50	24	0.79	647	705	769	791	881	954	1135	1217	1321	1484	1662	Excl Ins.		
45	SAFLOWER	BAG	Above 50 to 100	15	1.79	1242	1291	1432	1575	1765	1794	2306	2524	2723	3077	3304	Excl Ins.		
46	SESAME	BAG	UPTO 40	16	1.34	930	966	1072	1179	1321	1343	1726	1889	2038	2303	2473	Excl Ins.		
47	SUNFLOWER	BAG	Above 40 to 100	15	1.79	1242	1291	1432	1575	1765	1794	2306	2524	2723	3077	3304	Excl Ins.		
48	SUNN HEMP	BAG	UPTO 70	15	1.64	1138	1182	1312	1443	1617	1643	2112	2312	2494	2820	3027	Excl Ins.		
49	SOYABEANS OIL SEED	BAG	Above 70 to 100	15	1.79	1242	1291	1432	1575	1765	1794	2306	2524	2723	3077	3304	Excl Ins.		
50	GROUNDNUT KERNELS	BAG	50 to 100	15	1.79	1242	1291	1432	1575	1765	1794	2306	2524	2723	3077	3304	Excl Ins.		
51	GROUNDNUT SEEDS	BAG	UPTO 30	14	1.59	1101	1144	1269	1396	1564	1590	2044	2237	2413	2728	2929	Excl Ins.		
52	COTTON SEEDS	BAG	50 to 100	15	1.79	1242	1291	1432	1575	1765	1794	2306	2524	2723	3077	3304	Excl Ins.		
53	GROUNDNUT POD SEED	BAG	50 to 60	20	1	694	721	800	880	986	1002	1288	1410	1521	1719	1846	Excl Ins.		
54	SOYABEAN OIL	BAG	Above 70 to 100	15	1.79	1242	1291	1432	1575	1765	1794	2306	2524	2723	3077	3304	Excl Ins.		
55	SUGAR/KHANDSARI	BAG	UPTO 50	15	1.66	1149	1193	1324	1456	1632	1658	2132	2334	2517	2846	3055	Excl Ins.		
56	JAGGERY	BAG	Above 50 to 100	15	1.79	1242	1291	1432	1575	1765	1794	2306	2524	2723	3077	3304	Excl Ins.		
		LUMPS	UPTO 15	5	0.39	252	278	305	331	384	391	463	522	575	637	703	Excl Ins.		
		BUCKET SHAPED	UPTO 34	3	1.11	770	800	888	977	1094	1112	1430	1565	1688	1908	2048	Excl Ins.		

Digitally signed by

 NAVEEN KUMAR
 Date: 2024.03.22
 18:31:40 +05'30'

COMMODITY WISE TARIFF FOR FY 2024-25


SL. NO	NAME OF COMMODITY	TYPE OF PKG	PER BAG WT. IN KG	STACK HEIGHT	BAG EQUIVALENT (50 Kg Bag)	RATE PER BAG/UNIT PER MONTH IN PAISE											REMARKS
						A	B	C	D	E	F	G	H	I	J	K	
56	JAGGERY	LUMPS		2	1.66	740	780	860	950	1060	1090	1400	1530	1650	1770	1800	Excl Ins.
		BAG	UPTO 50	5	2.66	1152	1197	1328	1461	1637	1663	2138	2341	2525	2855	3064	Excl Ins.
		POWDER	UPTO 40	20	0.64	1534	1594	1765	1950	2156	2248	2857	3108	3359	3813	4104	Excl Ins.
		POWDER	50-80	12	1.86	797	827	919	1010	1132	1150	1479	1619	1747	1973	2119	Excl Ins.
57	COTTON BALES (MECHANISED HANDLING COTTON)	BALES	UPTO 200	6	5.95	1065	1098	1217	1342	1495	1548	1957	2183	2315	2615	2815	Excl Ins.
		BALES	Above 200	6	8.93	4129	4290	4760	5236	5867	6683	7664	8390	9050	10027	10983	Excl Ins.
58	COTTON BALES (NON MECHANISED HANDLING COTTON)	BALES	UPTO 200	4	7	6049	6439	7144	7858	8805	9614	11305	12236	13363	15353	16483	Excl Ins.
		BALES	Above 200	4	11	5017	5213	5784	6362	7129	8121	9313	10195	10997	12184	13345	Excl Ins.
59	FIBRES/ COTTON YARN	BALE	Above 200	4	2.66	7350	7824	8681	9548	10699	11682	13737	14868	16238	18656	20029	Excl Ins.
		BALE	UPTO 50	12	5.95	1680	1739	1938	2136	2368	2427	3135	3412	3677	4185	4496	Excl Ins.
		BALE	Above 90 to 180	6	8.93	3902	4290	4760	5131	5442	5992	7473	7796	8861	9560	10709	Excl Ins.
60	JUTE GUNNIES	BUNDLE	Above 180	4	0.39	5641	5859	6526	7188	7961	8193	10594	11493	12432	14151	15213	Excl Ins.
		BALES FULLY PRESSED	10 GUNNIES	10	0.39	0.39	252	278	305	331	384	391	463	522	637	703	Excl Ins.
61	JUTE	BALE	UPTO 26	4	1.1	773	803	891	980	1068	1098	1116	1434	1570	1914	2055	Excl Ins.
		BALE	Above 26 to 50	8	2.66	1846	1918	2128	2341	2623	2665	3173	3426	3751	4574	4910	Excl Ins.
62	COPRA	BAG	PER BALE	8	6.16	6.16	4275	4441	4928	5421	6038	6172	7934	8686	10592	11370	Excl Ins.
		BAG	UPTO 50	12	2.23	1548	1608	1784	1962	2199	2234	2872	3144	3392	3834	4116	Excl Ins.
63	MILLING COPRA	BAG	UPTO 50	12	3.64	2328	2427	2705	2976	3294	3379	4378	4748	5131	5846	6280	Excl Ins.
		BAG	50 to 100	10	2.66	1846	1918	2128	2341	2623	2665	3426	3751	4046	4574	4910	Excl Ins.
64	JOWAR SEED	BAG	UPTO 60	12	2.05	1423	1478	1640	1804	2021	2054	2640	2891	3118	3525	3783	Excl Ins.
		BAG	Above 60 to 100	15	1.79	1151	1204	1329	1462	1627	1666	2149	2341	2527	2867	3081	Excl Ins.
65	COFFEE SEEDS/BEANS	BAG	UPTO 50	15	1.79	1151	1204	1329	1462	1627	1666	2149	2341	2527	2867	3081	Excl Ins.
		BAG	Above 50 to 100	15	1.79	1151	1204	1329	1462	1627	1666	2149	2341	2527	2867	3081	Excl Ins.
66	TULSI SEED	BAG	UPTO 50	15	1.79	1151	1204	1329	1462	1627	1666	2149	2341	2527	2867	3081	Excl Ins.
		BAG	Above 50 to 100	15	1.79	1151	1204	1329	1462	1627	1666	2149	2341	2527	2867	3081	Excl Ins.
67	CERTIFIED BARLEY SEED	BAG	UPTO 30	13	1.77	1228	1276	1416	1558	1745	1774	2280	2496	2692	3226	3659	Excl Ins.
		BAG	Above 30 to 40	13	1.77	1228	1276	1416	1558	1745	1774	2280	2496	2692	3226	3659	Excl Ins.
68	CERTIFIED SOYABEAN SEED	BAG	UPTO 30	13	1.77	1228	1276	1416	1558	1745	1774	2280	2496	2692	3226	3659	Excl Ins.
		BAG	Above 30 to 40	13	1.77	1228	1276	1416	1558	1745	1774	2280	2496	2692	3226	3659	Excl Ins.
69	CERTIFIED GRAM SEED/BLACK GRAM SEED/GREEN GRAM SEED	BAG	UPTO 40	12	1.68	1166	1211	1344	1478	1656	1683	2164	2369	2555	3062	3101	Excl Ins.
		BAG	UPTO 30	15	1.13	784	815	904	994	1114	1132	1455	1593	1719	1943	2085	Excl Ins.
70	PADDY SEED	BAG	Above 30 to 40	15	1.25	868	901	1000	1100	1233	1253	1610	1763	1901	2150	2307	Excl Ins.
		BAG	Above 40 to 50	13	1.97	1370	1424	1579	1737	1947	1978	2543	2784	3003	3394	3644	Excl Ins.
71	BENGAL GRAM SEED	BAG	UPTO 12	24	0.5	347	361	390	437	493	501	635	705	761	834	896	Excl Ins.
		BAG	UPTO 30	20	1	661	681	760	834	933	959	1224	1336	1435	1626	1763	Excl Ins.
71	BENGAL GRAM SEED	BAG	UPTO 26	16	0.92	640	665	737	811	909	924	1187	1300	1402	1585	1701	Excl Ins.
		BAG	Above 26 to 35	16	0.92	640	665	737	811	909	924	1187	1300	1402	1585	1701	Excl Ins.

Digitally signed by
NAVEEN KUMAR
Date: 2024.03.22
18:31:56 +05'30'



COMMODITY WISE TARIFF FOR FY 2024-25

SL. NO	NAME OF COMMODITY	TYPE OF PKG	PER BAG.WT. IN KG	STACK HEIGHT	BAG EQUIVALENT (50 Kg Bag)	RATE PER BAG/UNIT PER MONTH IN PAISE											REMARKS
						A	B	C	D	E	F	G	H	I	J	K	
72	RICE BRAN	BAG	50 to 85	15	1.79	740	780	860	950	1060	1090	1400	1530	1650	1770	1800	
73	WHEAT SEED	BAG	UPTO 20	18	0.68	1065	1098	1217	1342	1495	1554	1957	2183	2315	2615	2815	Excl Ins.
			UPTO 40	16	1.27	443	476	509	555	649	681	827	913	966	1080	1170	Excl Ins.
			ABOVE 40	15	1.79	807	840	926	1019	1137	1190	1501	1654	1760	1998	2148	Excl Ins.
74	BLACKGRAM (HUSK)	BAG	UPTO 49	18	1.56	1151	1204	1329	1462	1627	1666	2149	2341	2527	2867	3081	Excl Ins.
			50 to 70	12	2.23	1183	1231	1369	1501	1666	1707	2202	2407	2579	2944	3170	Excl Ins.
75	BLACKGRAM (FLOUR)	BAG	50 to 100	10	2.66	1488	1541	1707	1885	2096	2142	2770	3029	3246	3688	3961	Excl Ins.
76	OIL CAKES	BAG	Above 50 to 75	15	1.79	1065	1098	1217	1342	1495	1554	1957	2183	2315	2615	2815	Excl Ins.
			UPTO 50	20	0.69	859	890	989	1088	1219	1239	1592	1743	1880	2124	2283	Excl Ins.
77	CEMENT	BAG	UPTO 50	12	1.34	794	840	913	1005	1125	1190	1469	1607	1719	1956	2103	Excl Ins.
78	TOPICA STRACH	BAG	50 to 100	15	1.79	1151	1204	1329	1462	1627	1693	2149	2347	2527	2867	3081	Excl Ins.
79	BIO FERTILIZER	CARTON	UPTO 10	5	1.3	767	807	873	959	1078	1125	1402	1548	1647	1871	2015	Excl Ins.
			Above 10 to 20	5	1.54	1069	1110	1232	1355	1518	1543	1984	2171	2342	2648	2843	Excl Ins.
80	RUBBER BUNDLE RSS IV	BUNDLE	UPTO 50	6	2.55	1770	1839	2040	2244	2514	2555	3284	3596	3879	4384	4706	Excl Ins.
81	TARPAULINS		PER UNIT	1	18.75	13828	14390	16011	17644	19536	20145	26050	28207	30570	34804	37397	Excl Ins.
82	BARLEY MALT	BAG	UPTO 50	16	1.68	1166	1211	1344	1478	1656	1683	2164	2369	2555	2889	3101	Excl Ins.
83	FOXTAIL MILLET	BAG	UPTO 50	17	1.05	729	757	840	924	1035	1052	1352	1481	1597	1805	1938	Excl Ins.
84	OATS	BAG	UPTO 50	18	1.07	743	771	856	942	1055	1072	1378	1509	1627	1840	1975	Excl Ins.
			Above 50 to 75	14	3.04	2110	2192	2432	2675	2997	3046	3916	4286	4624	5227	5611	Excl Ins.
85	DE-OILED SOYA BRAN	BAG	65 to 70	14	2.5	1735	1803	2000	2200	2465	2505	3220	3525	3803	4298	4614	Excl Ins.
86	CLOVES CARTON BOX	BOX	UPTO 10	20	1.05	729	757	840	924	1035	1052	1352	1481	1597	1805	1938	Excl Ins.
87	SOYA DOC	BAG	UPTO 50	18	1.54	1069	1110	1232	1355	1518	1543	1984	2171	2342	2648	2843	Excl Ins.
88	SOYA FEED	BAG	UPTO 55	18	1.48	1027	1067	1184	1302	1459	1483	1906	2087	2251	2545	2732	Excl Ins.
89	TENDUPATTA	BAG	25 to 50	15	3.05	2117	2199	2440	2684	3007	3056	3928	4301	4639	5244	5629	Excl Ins.
90	CINNAMON CARTON BOX	BOX	UPTO 10	9	2.04	627	649	726	798	891	908	1166	1276	1375	1557	1669	Excl Ins.
91	TAMARIND (SEEDLESS)	BAG	UPTO 10	15	0.32	233	254	276	302	329	339	429	466	504	573	617	Excl Ins.
92	TAMARIND (WITH SEEDS)	BAG	UPTO 50	20	1.34	827	913	1005	1091	1164	1303	1574	1647	1845	1991	2230	Excl Ins.
			Above 50 to 75	15	1.79	1091	1137	1217	1342	1495	1527	1957	2156	2301	2615	2815	Excl Ins.
93	TAMARIND SEEDS	BAG	UPTO 60	18	1.23	850	883	980	1078	1208	1227	1578	1727	1863	2106	2261	Excl Ins.
94	AMARANTH	BAG	UPTO 50	19	1.1	760	790	876	964	1080	1097	1411	1544	1666	1887	2022	Excl Ins.
95	RAGI SEEDS	BAG	51 to 60	13	1.62	1121	1165	1292	1422	1593	1619	2081	2278	2457	2777	2981	Excl Ins.
96	GUAR GUM	BAG	UPTO 50	18	1.1	770	800	888	977	1094	1112	1430	1565	1688	1908	2048	Excl Ins.
			80-100	15	1.99	1382	1436	1593	1752	1963	1995	2565	2807	3028	3424	3675	Excl Ins.

Digitally signed by

 NAVEEN KUMAR
 Date: 2024.03.22
 18:32:18 +05'30'


COMMODITY WISE TARIFF FOR FY 2024-25

SL. NO	NAME OF COMMODITY	TYPE OF PKG	PER BAG WT. IN KG	STACK HEIGHT	BAG EQUIVALENT (50 Kg Bag)	RATE PER BAG/UNIT PER MONTH IN PAISE											REMARKS
						A	B	C	D	E	F	G	H	I	J	K	
97	SAL SEED	BAG	UPTO 50	19	1	740	780	860	950	1060	1090	1400	1530	1650	1770	1800	
98	GUAR	BAG	Above 26 to 50	20	1.07	694	721	800	880	986	1002	1288	1410	1521	1719	1846	Excl Ins.
			Above 50 to 60	20	1.2	743	771	856	942	1055	1072	1378	1509	1627	1840	1975	Excl Ins.
99	BUCKWHEAT (KUTTU)	BAG	Above 60 to 100	15	1.79	833	865	960	1056	1183	1202	1546	1692	1825	2063	2215	Excl Ins.
			UPTO 50	20	1.25	1242	1291	1432	1575	1765	1794	2306	2524	2723	3077	3304	Excl Ins.
100	NUTMEG	BAG	UPTO 50	12	1.94	868	901	1000	1100	1233	1253	1610	1763	1901	2150	2307	Excl Ins.
101	RAW BROWNTOP MILLET	BAG	Above 75 to 100	15	1.87	1349	1402	1556	1711	1917	1948	2504	2742	2958	3343	3588	Excl Ins.
			UPTO 50	16	1.5	1298	1122	1244	1369	1534	1559	2004	2193	2366	2674	2872	Excl Ins.
102	NEEM CAKE POWDER	BAG	UPTO 50	16	1.5	1926	1078	1197	1316	1475	1499	1926	2109	2275	2572	2761	Excl Ins.

1. If the rates fixed for any commodity on bag basis for any Centre is higher than the above rates, the higher rates will be applicable.

2. Tariff for Non-Fumigable stocks does not include cost of prophylactic and curative treatments.

3. For commodities at S.No. 15 to 22, two separate commodities i.e. Broken & Whole has been created in WMS due to taxability.


 Digitally signed
 by NAVEEN
 KUMAR
 Date: 2024.03.22
 18:32:36 +05'30'

Special Tariff (2024-25) for Farmers and Traders

ANNEXURE-III

Tariff Rates in Paisa for FY 2024-25

S.No.	Category	Sub-Category (Commodities)	Packing Size (kg)	BE	740	780	860
1	Category-A	Cereals (Maize, Bajra, Jowar, Ragj, Barley, Oats, Foxtail Millets, Wheat Husk, Paddy etc.), SAGO & Milk Powder, Raw Brown Top Millet	Up to 26	0.75	371	384	407
			Above 26 to 50	1.05	521	539	571
			Above 50 to 75	1.48	734	759	805
			Above 75 to 100	1.79	888	918	973
2	Category-B	Pulses (Soyabean, Urad, Moong, Masoor, Tur/ Red Gram, Green Gram, Black Gram, (Whole/Broken), Yellow Peas, Bengal Gram All Other Pulses), Guar, Tamarind (with/Without Seeds) and Amaranth/Rajgira (Ramdhana)	Up to 26	0.53	262	271	287
			Above 26 to 50	1.09	540	558	592
			Above 50 to 60	1.34	663	686	727
			Above 60 to 100	1.79	855	884	937
3	Category-C	Oil Seeds & Salt (Ambadi, Castor, Linseed, Taramira/Mustard Seed, Saflower, Sesame, Sunflower, Soyabean Oil Seed, Groundnut Kernels, Sunn Hemp, Aniseed, Arecanut), Peas, Bengal gram Seeds, Guar Gum, SAL Seed	Above 100	2.66	1,319	1,364	1,446
			Upto 55	1	496	513	544
4	Category-D	Black pepper, Turmeric, Rice Bran, Cotton Seeds, Oil Cakes, Sugar/Khandsari, Raw Cashew & Soya Feed, Coriander, Tulsi Seed, Topica Strach, Cummin, Ginger, Soya DOC, & Fenugreek, Neem cake powder, Turmeric Powder	Above 55 to 100	1.79	888	918	973
			Upto 40	1.13	560	579	614
			Above 40 to 50	1.57	779	806	854
			Above 50 to 100	1.79	888	918	973
5	Category-E	Bales (Cotton Bales mechanised handling cotton, Jute Gunnies, Jute Bales & Fibres/Cotton Yarn)-Fully Pressed	Above 100	2.66	1,319	1,364	1,446
			Upto 26	1.1	546	565	601
			Above 26 to 50	2.66	1,319	1,364	1,446
			Above 50 to 200	5.95	2,951	3,052	3,235
6	Category-F (Other Spices)	Ajjwain Chillies	Above 200 to 350	8.13	4,032	4,170	4,419
			Above 350	11.91	5,907	6,109	6,475
7	Category-G (Other Seeds)	Certified Barley Seed	Upto 50	2.3	1,141	1,180	1,251
			Upto 10	0.8	397	411	435
		Coffee Seed/Beans	Above 10 to 40	3.57	1,771	1,832	1,941
			Upto 30	1.77	878	908	962
7	Category-G (Other Seeds)	Paddy Seeds	Upto 60	2.05	1,017	1,052	1,115
			Cloth Bag 12	0.5	248	256	272
			Above 12 to 30	1	496	513	544
		Certified Soyabean Seed	Upto 40	1.68	833	861	913




Special Tariff (2024-25) for Farmers and Traders

ANNEXURE-III

Tariff Rates in Paise for FY 2024-25

S.No.	Category	Sub-Category (Commodities)	Packing Size (kg)	BE	740	780	860
7	Category-G (Other Seeds)	Certified Gram Seed/ BLACK GRAM SEED/ GREEN GRAM SEED/NUTMEG/BUCKWHEAT (KUTTU)	Upto 30	1.13	560	579	614
			Above 30 to 40	1.25	620	641	680
			Above 40 to 50	1.97	977	1,010	1,071
			Upto 20	0.68	337	349	369
			Above 20 to 40	1.27	630	652	691
8	Category-H (Jaggery)	Wheat Seed & Ragi Seed Tamarind Seed JOWAR/MAIZE SEED Jaggery	Above 40	1.66	823	851	902
			Upto 60	1.23	610	631	647
			50 to 100	2.66	1,319	1,391	1,455
			lump (Upto 20 Kg)	0.39	193	200	212
			lump (Above 20 to 40 Kg)	1.66	823	851	902
9	Category I (Misc)	Jute Gunnies (loose) Cinnamon Carton box Cloves Carton Box Bio Fertilizer Soyabean Oil Tendupatta De-Oiled Soya Bran & Blackgram (Flour) and Flour Tarpaulins Rubber Bundel RSS Cement Milling Copra Copra Ground Nut Pods	Bucket Shape (Upto 40Kg)	1.11	551	570	604
			Bag (Upto 50 Kg)	2.66	1,319	1,364	1,446
			Powder (Upto 80Kg)	1.86	923	955	1,012
			10 gunnies	0.39	193	200	212
			Upto 10	2.04	627	649	726
			Upto 10	1.05	521	539	571
			Upto 10	1.11	551	570	604
			Above 10 to 20	1.54	764	790	837
			Carton 12 Ltr	0.79	392	405	430
			25 to 50	3.05	1,513	1,565	1,658
			Upto 100	2.5	1,240	1,282	1,359
			per unit	18.75	9,300	9,618	10,194
			Upto 50	2.55	1,265	1,308	1,387
			Upto 50	1.34	665	688	729
			Upto 50	3.64	1,805	1,867	1,978
Upto 50	2.23	1,106	1,144	1,212			
Upto 20	1.84	913	944	1,001			
Above 20 to 50	2.27	1,126	1,165	1,234			
Above 50 to 60	3.62	1,796	1,857	1,969			

Digitally signed
by NAVEEN
KUMAR
Date: 2024.03.22
18:22:15 +05:30



Special Tariff (2024-25) for Farmers and Traders		ANNEXURE-III Tariff Rates in Paise for FY 2024-25							
S.No.	Category	Sub-Category (Commodities)	Packing Size (kg)	BE	740	780	860		
9	Category I (Misc)	Barley Malt	Upto 26	1.19	590	610	647		
			Above 26 to 50	1.68	833	861	913		
			Upto 49	1.57	779	806	854		
		BLACKGRAM (HUSK)	Above 49 to 70	2.23	828	856	908		
			Above 70 to 100	2.5	1,240	1,282	1,359		
			Upto 40	2.06	781	811	900		
			Upto 55	1.48	734	759	778		
		COTTON BALES (NON MECHANISED HANDLING COTTON)			UPTO 200	7.23	3,586	3,779	3,953
					Above 200	10.85	4,899	5,071	5,193

Digitally signed
by NAVEEN
KUMAR
Date: 2024.03.22
18:33:31 +05'30'



A. Metal Tariff w.e.f 01.04.2024:

The applicable metal tariff w.e.f. 01.04.2024 is as follows:

Sr No	Cities	Revised rate for FY 2024-25 (per MT/month) In Rs.
1	Delhi & Mumbai	448
2	Kolkata, Chennai, Hyderabad, WHs in NCR Delhi	318
3	Other cities	269

Note: GST and any other Govt. taxes/levies (if applicable shall be charged extra) while other terms and condition will remain same.

B. Tariff applicable for Storage of Book wef 01.04.2024:

The Tariff applicable for storage of Books of depositors such as M/s NCERT, NIOS, State Textbook Corporations etc shall be levied as per Annexure-VI.

C. Cold Storage Tariff w.e.f. 01.04.2024:**I. CW Vashi:**

Rs.1553.00 per Sq. Mtr. per month i.e. Rs.144.33 per Sq ft per month for FY 2024-25.

II. CFS, Ambad (Nasik):

Commodity wise tariff is furnished below:

(Onion)

Storage charges: Rs.1.75/- per kg per month plus Insurance charges @ Rs.0.05 per 100 Rupee value of stock per month.

The storage charges are to be levied for minimum of one month and on monthly basis irrespective of storage period i.e. even if the stock stored for 1 week, storage charges for entire month have to be levied.

Handling charges: Rs.2.25/- per kg. This includes Unloading charges, Loading charges, Sorting and Grading charges, Reheating charges and Repacking charges.

(Grapes)

Precooling and Storage charges: Rs.3/- per kg per month plus Insurance charges @ Rs.0.05 per 100 Rupee value of stock per month.

The storage charges are to be levied for minimum of one month and on monthly basis irrespective of storage period i.e. even if the stock stored for 1 week, storage charges for entire month have to be levied.

Handling charges: Rs 6/- per kg. This includes Unloading at Pack house, Grading and Sorting charges, Packing charges and Loading the cargo into export container charges.

(Pomegranate)


Digitally signed
by NAVEEN
KUMAR
Date: 2024.03.22
18:33:54 +05'30'

Precooling and Storage charges: Rs.3/- per kg per month plus Insurance charges @ Rs.0.05 per 100 Rupee value of stock per month.

The storage charges are to be levied for minimum of one month and on monthly basis irrespective of storage period i.e. even if the stocks stored for 1 week, storage charges for entire month have to be levied.

Handling charges: Rs.5/- per kg. This includes Unloading at Pack house, Grading and Sorting charges, Packing charges and Loading the cargo into export container charges.

Other commodities: If any commodities are likely to be stored, the tariff for the same will be decided and published accordingly.

D. CCI Management warehouses w.e.f 01.04.2024:

The tariff for CCI management charges has been fixed at Rs. 42.40 per MT/month (GST extra) for FY 2024-25 for CCI cotton bales.

For other management warehouses concerned Regional Office should submit a detailed proposal for fixing the revised rate of storage charges.

E. CCI Hired Godowns w.e.f. 01.04.2024:

The tariff applicable for own godowns will be applicable for hired godowns also in case of CCI but with a maximum cap of Rs. 75.05 per bales per month.

F. Lorry Weighment Charges w.e.f. 01.04.2024:

Rs. 67.79/-Per vehicle loaded/empty (excluding GST & other taxes applicable) for upto 10 MT vehicle. i.e. Rs 80.00/- per vehicle loaded/empty (including 18% GST applicable.)

Rs.135.59/- per vehicle loaded/empty (excluding GST & other taxes applicable) for above 10 MT vehicle. i.e. Rs 160.00/- per vehicle loaded/empty (including 18% GST applicable.)

G. Preservation Charges for DWT & S-DWT users:

Preservation Charges shall be applicable as per Annexure VII.

H. Initial Fumigation Charges:

Initial Fumigation Charges shall be Rs.16/- per MT or Rs. 0.80 per 50kg bag applicable to all Warehouses.

I. Insurance Charge:

Insurance is to be charged separately except for food grains where the tariff is fixed including of insurance. Insurance charges may continue to be charged @ Rs.0.05 per 100 Rupee value of stock per month.

J. New Business Verticals:



Digitally signed
by NAVEEN
KUMAR
Date:
2024.03.22
18:34:21 +05'30'

Sl. No	Business Vertical	Tariff Structure
1	Mobile Tower	Covered Gross Area Tariff
2	ATM	Covered Gross Area Tariff
3	Hoarding	Covered Gross Area Tariff
4	EV Charging Station	Open Area Tariff or Tariff at per unit consumption rates as per Ministry of Power Circular dated 14/01/2022, whichever is higher.
5	Office Space	Two times the Covered Gross Area Tariff
6	Bank Office Space	Two times the Covered Gross Area Tariff
7	Solar power plant on the rooftop	Collection of interest free refundable SD @ Rs. 250/Sqm (As per DWT terms)



Digitally signed
by NAVEEN
KUMAR
Date: 2024.03.22
18:34:51 +05'30'

ANNEXURE-V

SL.NO.	CATEGORY	SPECIAL DWT FOR BOOKS TARIFF FY24-25	
		GROSS AREA RATE PER SQ FT PER MONTH	NET AREA RATE PER SQ FT PER MONTH
		(RS.)	(RS.)
1	740	21.13	28.89
2	780	23.04	31.50
3	860	26.43	36.13
4	950	28.56	39.05
5	1060	31.96	43.69
6	1090	35.02	47.88
7	1400	39.46	53.95
8	1530	48.28	66.00
9	1650	54.40	74.37
10	1770	65.56	89.63
11	1800	73.57	100.58



Digitally signed
by NAVEEN
KUMAR
Date: 2024.03.22
18:35:38 +05'30'

ANNEXURE-VI

SDWT FUMIGABLE STOCK TARIFF FY 24-25

SL.NO.	CATEGORY	NO. OF WAREHOUSES	SPECIAL DWT (FUMIGABLE STOCK)	
			GROSS AREA RATE PER SQ FT PER MONTH	NET AREA RATE PER SQ FT PER MONTH
			(RS.)	(RS.)
1	740	39	18.40	25.17
2	780	102	19.95	27.29
3	860	25	22.69	31.03
4	950	116	24.41	33.38
5	1060	33	27.16	37.14
6	1090	37	30.07	41.11
7	1400	24	33.66	46.02
8	1530	9	40.79	55.77
9	1650	4	46.17	63.12
10	1770	13	55.19	75.45
11	1800	6	61.67	84.31



Digitally signed
by NAVEEN
KUMAR
Date: 2024.03.22
18:36:10 +05'30'